

الحج أسسه معلومات

HAJJ Preparation Lecture

Hajj is an obligation



فِيهِ ءَايَاتٌ بَيِّنَاتٌ مَّقَامُ إِبْرَاهِيمَ وَمَنْ دَخَلَهُ كَانَ ءَامِنًا وَلِلَّهِ عَلَى النَّاسِ
حِجُّ الْبَيْتِ مَنِ اسْتَطَاعَ إِلَيْهِ سَبِيلًا وَمَنْ كَفَرَ فَإِنَّ اللَّهَ غَنِيٌّ عَنِ
الْعَالَمِينَ ﴿٩٧﴾

"And performing the Hajj of the House, for the sake of Allah, is a duty upon mankind, for those who can reach it; and whoever disbelieves then Allah is not in need of the entire creation!" [Al-Quran 3:97]

The very first thing



Niyyah (Intention)

- Correct your Intentions!
- Only for Allah Ta'laa
- To fulfil the obligation

Benefits of Hajj



السُّجُودِ ﴿٢٦﴾ وَأَذِّنْ فِي النَّاسِ بِالْحَجِّ يَأْتُوكَ رِجَالًا وَلَا عَلَىٰ
كُلِّ ضَامِرٍ يَأْتِينَ مِنْ كُلِّ فَجٍّ عَمِيقٍ ﴿٢٧﴾ لِيَشْهَدُوا
مَنْفَعَ لَهُمْ وَيَذْكُرُوا اسْمَ اللَّهِ فِي أَيَّامٍ مَّعْلُومَاتٍ
عَلَىٰ مَا رَزَقَهُمْ مِنْ بَهِيمَةِ الْأَنْعَامِ فَاكُلُوا مِنْهَا وَأَطِيعُوا
أَمْرًا ۚ ﴿٢٨﴾ ثُمَّ لِيَقْضُوا تَفَثَهُمْ وَلِيُوفُوا

Benefits of Hajj



And proclaim unto mankind the pilgrimage. They will come unto thee on foot and on every lean camel; they will come from every deep ravine. **That they may witness things that are of benefit to them,** and mention the Name of Allah on appointed days, over the beast of cattle that He has provided for them (for sacrifice). Then eat thereof and feed therewith the poor who have a very hard time.

Surah Hajj 27-28

“Hajj Mabroor”



The reward of Hajj is Paradise itself

It is narrated that the Prophet ﷺ has said there is no reward for a mabroor hajj (pleasing and accepted by Allah) except Jannah. When on further enquiry about what it means for a hajj to be mabroor, The Prophet said: to feed others and speak nicely (and softly). (In another narration) to spread the greeting of salaam.

Allah Ta'laa gives



**Become the special one of Allah and your
duas will be accepted**

The Prophet g said, “The one who performs Hajj and the one who performs ‘Umrah are the delegation of Allah! He called them and they answered. And they asked Him, and He shall grant them (what they ask for)!” Bayhaqi

Return to innocence



Getting rid of burden

Abu Hurayrah h narrates: I heard the Prophet g say, "Whoever performs Hajj and does not commit any rafath (obscenity) or fusuq (transgression), he returns (free from sin) as the day his mother gave birth to him"

Before undertaking this journey:



- Intention
- Tawba
- Before leaving home
 - 2 rakaats Nafil Salah
 - dua
 - leave your family & belongings in the trust of Allah

3 Types of Hajj



- 1. Ifraad-** one does **not** perform Umrah, rather dons the Ihram of Hajj only.
- 2. Qiraan -** To join the Ihram of Umrah and Hajj. One doing this type of hajj will remain in ihraam until Hajj.
- 3. Tamattu'-** In the months of Hajj, one performs Umrah, then comes out of Ihram and **on the 8th of Zil Hijjah** dons the Ihram of Hajj. Majority of Australian perform this type of Hajj. It is the easiest and is the focus today.

Umrah



UMRAH CONSISTS OF FOUR ACTIONS

UMRAH GUIDE

1 - Ihraam - Before reaching Meeqat

- Remove unwanted hair, trim moustache, clip nails etc.
- Make full Ghusl (bath) or at least make Wudhu (ablution)
- Before reaching the Meeqat (boundary) put on the Ihraam clothes (2 white un-sewn sheets for men; and regular clothes for women). Women must not let any cloth touch their face whilst in the state of Ihraam.
- Pray 2 Rakats of Salah - Avoid MAKROOH times. It is Sunnat to recite Surah Kaafuran in the 1st Rakat and Surah Ikhlaas in the 2nd Rakat after Surah Faatihah.
- Make Niyyat (intention) for Umrah in any language.

اللَّهُمَّ إِنِّي أُرِيدُ الْفُمْرَةَ فَيَسِّرْهَا لِي وَتَقَبَّلْهَا مِنِّي

"Allaah humma inni ureedu al-umrata fa yassir ha lya wa taqabbal ha minni"

Oh Allah, I intend to perform Umrah, make it easy for me and accept from me.

f. Recite Talbiyyah:

لَبَّيْكَ اللَّهُمَّ لَبَّيْكَ . لَبَّيْكَ لَا شَرِيكَ لَكَ لَبَّيْكَ .
إِنَّ الْحَمْدَ وَالْثَنَّمَ لَكَ وَالْمُلْكُ . لَا شَرِيكَ لَكَ

"Labbayka Allaahumma labbayka, labbayka laa sharayka lika labbayka, innal-hamda wa-ni-mata laka wal-mulk, laa sharayka lak"

Three times, O Allaah, hear me, hear me, You have no partner, have none. Praise all yours and blessings, and all sovereignty are Yours. You have no partner.

g. Proceed to Masjid al-Haram, reciting the Talbiyyah, (men to recite loudly; women to recite quietly).

h. When reaching and entering the Masjid al-Haram, enter with your right foot and recite Du'aa for entering the Masjid.

i. On seeing the Ka'bah, say "Allaahu Akbar, Laa ilaaha illaallah" 3 times, recite Durood and make Du'aa facing the Ka'bah.

①



②

Mount Safa



Green Lights
the following Du'aa may be recited:
رَبِّ اغْفِرْ لِي وَلِرَحْمَتِكَ وَأَنْتَ الْغَفُورُ الرَّحِيمُ
O Lord forgive and have Mercy! You are all powerful and most Gracious.

Mount Marwah



④

2 - Tawaaf

- Before proceeding to the starting point of Tawaaf, corner with the Hajare Aswad (Black Stone), uncover the right shoulder (men only) while making Tawaaf (this is known as idhtiba).
- Make Niyyat for Tawaaf (can be made in any language):
"Oh Allah, I intend to perform Tawaaf, make it easy for me and accept it from me."
- Face the Ka'bah with your whole body and recite:

بِسْمِ اللَّهِ اللَّهُ أَكْبَرُ وَبِهِ الْحَمْدُ

"Bismillaahi, Allaahu Akbar, wa bi laahil hamd"

In the name of Allah, Allah is the greatest and all praise is for Allah.

Touch and kiss the Hajare Aswad. If you can not kiss or touch it, then hold the palms out towards the black stone and then softly kiss the palms without making a sound. This is called Istilam. Start your 1st circuit. Repeat "Bismillaahi Allaahu Akbar" every time when starting a new circuit until all 7 circuits are complete.

- Men should walk briskly (RamI) during the first 3 circuits. The remaining four circuits are done at a normal pace.
- Perform Istilam for the 8th time to finish.
- During Nafl Tawaaf, ONLY if possible face your head towards the Ka'bah and touch the Yamani corner with the right hand (the corner before Hajare Aswad) and say "Bismillaahi, Allaahu Akbar". During Umrah when in Ihraam this is NOT done due to its applied there.

Note: At no point during Tawaaf should one turn his / her body towards the Ka'bah, this can only be done at the start and end of Tawaaf when making Istilam. Try to avoid touching the Ka'bah whilst in Ihraam due to its being applied on the Ka'bah.

- Recite Qur'aan, make Du'aa or Dhikr etc. during Tawaaf. It is Sunnah to recite the following Du'aa between the Yamani corner and the corner with the Hajare Aswad during each circuit:

رَبَّنَا آتِنَا فِي الدُّنْيَا حَسَنَةً وَفِي الْآخِرَةِ حَسَنَةً وَقِنَا عَذَابَ النَّارِ

"Rab-banaaa aatinaa fid-dunya hasanah wa fil-akhirah hasanah waqina 'azaban naar"

O Allah, grant us goodness in this world, and goodness in the hereafter, and save us from the punishment of the fire.

- After Nafl Tawaaf, if possible, stand between the door of the Ka'bah and Hajare Aswad and make Du'aa - This area is called Multazam - This is NOT done during Umrah due to its applied there.
- Once Tawaaf is complete, (i) Cover your right shoulder (ii) Offer 2 Rakats anywhere behind the Maqam-e-Ibraheem or anywhere in the Haram. It is Sunnah to recite Surah Kaafuran in the 1st Rakat and Surah Ikhlaas in the 2nd after Surah Faatihah.
- Drink Zam Zam water - Make Du'aa when drinking Zam Zam.
- It is desirable (Mustahab) to perform Istilam for the 9th time before going to Sa'ee.

3 - Sa'ee

- Proceed to Mount Safa and make Niyyat (intention) of Sa'ee (this can be done in any language).
- Ascend Mount Safa, face the direction of the Ka'bah and say: "Laa ilaaha illa ilaahu wal-laahu akbar" 3 times.
- Raise the hands and facing the direction of the Ka'bah, make as much Du'aa as possible.
- From Mount Safa proceed to Mount Marwah.
- Make Du'aa, Dhikr etc. along the way.
- Men (only) should jog / quicken their pace between the set of green lights - you may recite the Du'aa above.
- When reaching the other Mount, again make Du'aa facing the direction of Ka'bah.
- Going from one Mount to the other is counted as One circuit.
- Return back to Safa - Go 7 times in total between Safa and Marwah repeating steps a, f & g (above).
- Finish the 7th circuit at Marwah and make Du'aa.

4 - Shaving head/Trimming hair

- After completing Sa'ee, Men should shave off their hair (Halal) or trim a minimum of 1 inch of the hair evenly all over (Qasr). Qasr is only permissible if your hair is more than 1 inch long - Women should gather the hair together and trim about 1 inch off the end of their plait, themselves. Men's barber shops can be found in many places outside Haram.

REMOVE IHRAAM CLOTHES - UMRAH NOW COMPLETE.

What is Ihram?



- People usually think 2 pieces of cloth,
- But it is the **condition/state** the person comes into **after intention**,
- He/she makes so many things that were lawful before unlawful on himself/herself.
- Hence, if someone wants to change the Ihram sheets (for men) or clothes for women after donning it, it is permissible.



When should one be in Ihram?



- If the pilgrim is going to **Madinah first**, then he/she does **not** need to come in the state of Ihram.
- If he/she leaves Madinah for Makkah and will come in the state of Ihram from the Masjid of Meeqat (Bir Ali or Zul Hulayfah).
- If one is travelling to **Makkah first**, then it depends on the airline you are travelling. In all cases, one has to be in ihram before reaching meeqat

Coming into the state of Ihram



- Majority of prospective pilgrims do **Tamattu'**
- **Bathe before** leaving the house (including Clipping nails & removing unwanted hair)
- To Bathe/Wudhu not necessary for Ihraam, **but** to leave unnecessarily, it is Makrooh
- **After** bathing, but **before** the niyyah it is Mustahab to put **perfume on body & ihraam**
- Then wear **2 sheets** of Ihraam (cover shoulders).

Ihraam Clothing for Men



Entering the state of Ihram



- Wudhu is sufficient if ghusl not possible
- Pray 2 Rakats sunnah salah (**avoiding makrooh time**)
 - First Rak'ah – Surah Kafiroon
 - Second Rak'ah – Surah Ikhlaas
- Remove head covering and make **niyyah** for **Umrah**
- Then recite **Talbiyyah** loudly **three times**, once is a condition, **thrice** is Sunnah
- Send salawaat upon the Prophet & make dua

Women's Ihraam



- For women, Ihraam is their **normal clothing**.
- Not required to wear sheets like men, she is permitted to use stitched clothing of daily use. White is not necessary. She may wear shoes
- Cover head, but not face or forehead
- But cover face in a manner that the cloth does not touch the face
- Coming into the State of Ihraam same as men
- But, Talbiyyah should be said **done quietly**

Talbiyya



لَبَّيْكَ اللَّهُمَّ لَبَّيْكَ
لَبَّيْكَ لَا شَرِيكَ لَكَ لَبَّيْكَ
إِنَّ الْحَمْدَ وَالنِّعْمَةَ لَكَ وَالْمُلْكُ لَا شَرِيكَ لَكَ

‘Here I am O Allaah, (in response to Your call), here I am. Here I am, You have no partner, here I am. Verily all praise, grace and sovereignty belong to You. You have no partner.’

Talbiyah is the beauty of Hajj



Jaabir Ibn Abdullah h narrated that the Messenger of Allah g said: The person who dons the Ihram in the morning, then continues to recite the Talbiyah till the evening; his sins are forgiven in such a way, that it will be as though his mother has given birth to him today.

Ibn Majah



MADINAH

Zulhulaifah
(Bir Ali)

Al Juhfah

JEDDAH

MAKKAH

Zatu Irqin

Qarnul Manazil

Yalamlam

Hajj Terminal



Menses and Umrah



- In Menses, women will bathe or perform wudhu with the intention of Umrah
 - ✦ This will not make her pure
 - ✦ Sit, facing Qiblah if possible
 - ✦ Make Intention followed by Talibiyyah.
 - ✦ Remain engaged in zikr, du`a and Talbiyyah
- Enter Masjid for umrah **after** becoming pure.

In Ihram, one must not:



- clip nails or remove hair
- a man must **not** cover the head for men and the face for women and men.
- wipe the **face** with cloth.
- wear any fragrance or perfumed soap.
- One must not engage in any immodest conversation, arguments.
- No intimate talk or action is permissible between the husband and wife.

In Ihram, one should:



- Continue with the Talbiyyah,
- at every change of condition read Talbiyyah.
- During the journey be prompt in your Salah.
- Even on the Aircraft.. Because you are a Musaafir all the four Rakaats of Fardh will be halved to two.

Arrival at Jeddah




- Be patient
- Formalities will take a few hours
- On the coach to Makkah
- Enter Makkah...
 - ✦ In pure state
 - ✦ With Talbiyyah on tongue
 - ✦ With total humility & respect
 - ✦ Du'aa & Istighfaar
 - ✦ Thinking a sinner has come to be pardoned

Travel to Makkah





Aziziyyah and Sheesha



Arrival in Makkah



- You will be taken to your hotels,
 - ✦ settle down,
 - ✦ rest,
 - ✦ eat.
 - ✦ If one wants to take a bath he may do so but without soap and rigorous rubbing so no hair fall out.
 - ✦ He/she may use a towel except for the face and also head for the male.
- When you feel fresh then only go to perform your Umrah.

Your first look will only be once



When Rasool entered Makkah and saw the Baitullah, he lifted his hands and recited the Takbeer. (Fathur Rabbani Vol 12 Pg 7)

Abu Umaamah h narrates that Rasool said that dua is accepted when sighting the Baitullah. (Tabrani)

Al-Masjid Al-Haram

Key

1. Al-Hajarul Aswad
2. Maqam Ibrahim
3. Hijr Ishmael



Entering the Masjidul Haram

- Enter the Masjid with the right foot
- reciting the dua,
- slowly walk towards the Ka'baa,
- once you see the Ka'baa for the first time, recite Takbeer then, move on one side and engage in dua, this is a time of acceptance of dua.



- If jamaat salah commences whilst doing tawaaf stop and join the Salah then commence from where you left off.
- Do not engage in worldly talk during tawaaf
- If Wudhu breaks before the fourth round renew Wudhu and start tawaaf from the beginning, if after fourth, the Wudhu breaks then after Wudhu restart from where you left off, or start afresh.

- If one forgot to do ramal in the first 3 rounds then do not do ramal in the other rounds. As Ramal is Sunnat only in the first three rounds
- Do not push anyone during tawaaf
- To engage in dua is more preferable, but silently, between rukn e yamani and Hajar e Aswad read dua..
- Whilst in tawaaf do not gaze at the Ka'baa
- **These are just basic masaail of tawaaf, for further details read books or ask Ulama**

Steps for Tawaaf of Umrah

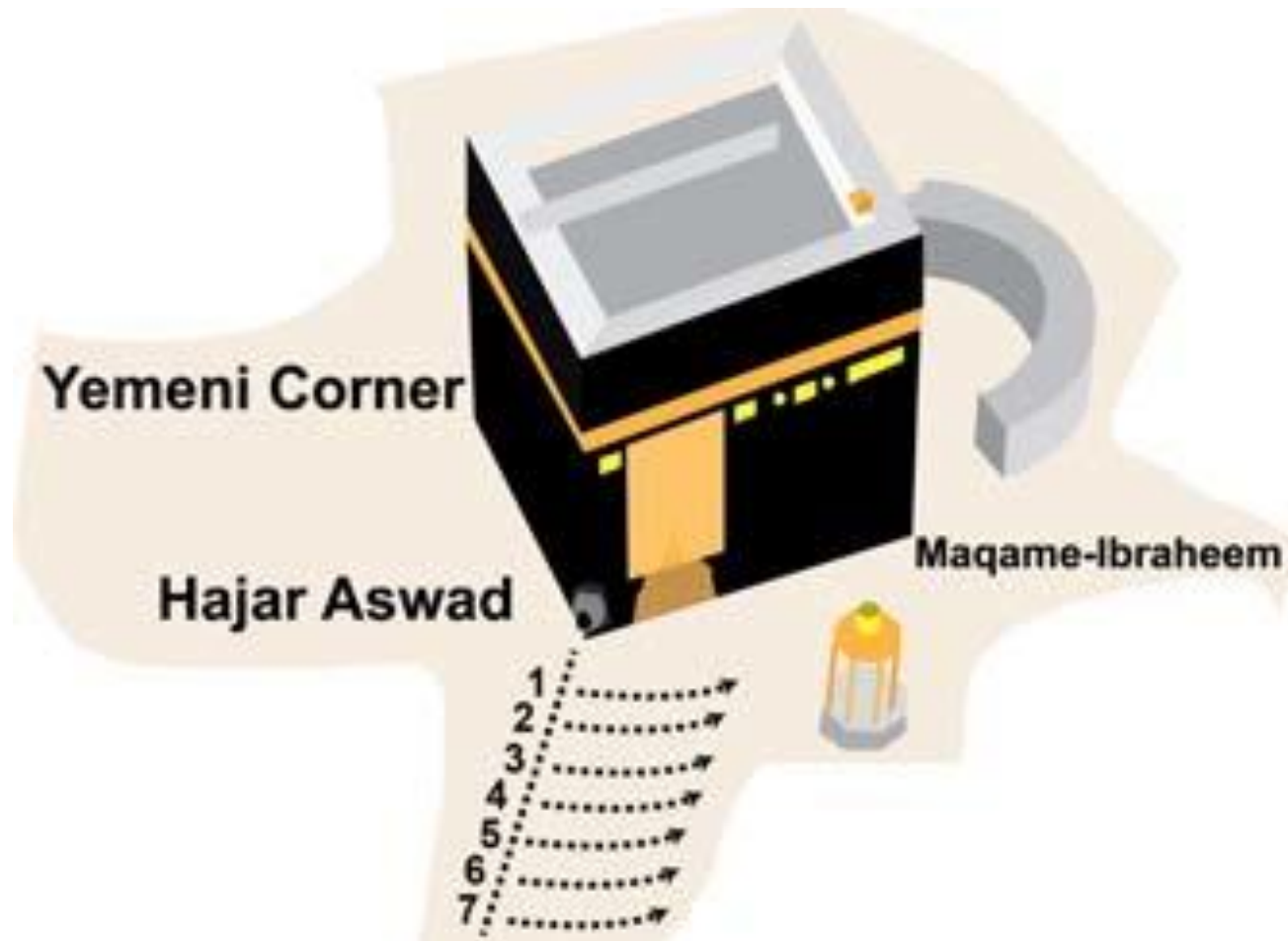


- Complete taharah is necessary for tawaaf.
Reciting Takbeer
- Talbiyah
- and Salawaat
- proceed towards the Baitullah,
- stop reciting the Talbiyyah

- Now proceed to the Hajar Aswad in such a manner that your right shoulder is in line with its Hajr Aswad corner.
- make niyyah for Tawaaf, “O Allah, I intend to make Tawaaf of your sacred house, seven circuits, for your pleasure, make it easy for me and accept it from me”.
- Intention is compulsory for tawaaf

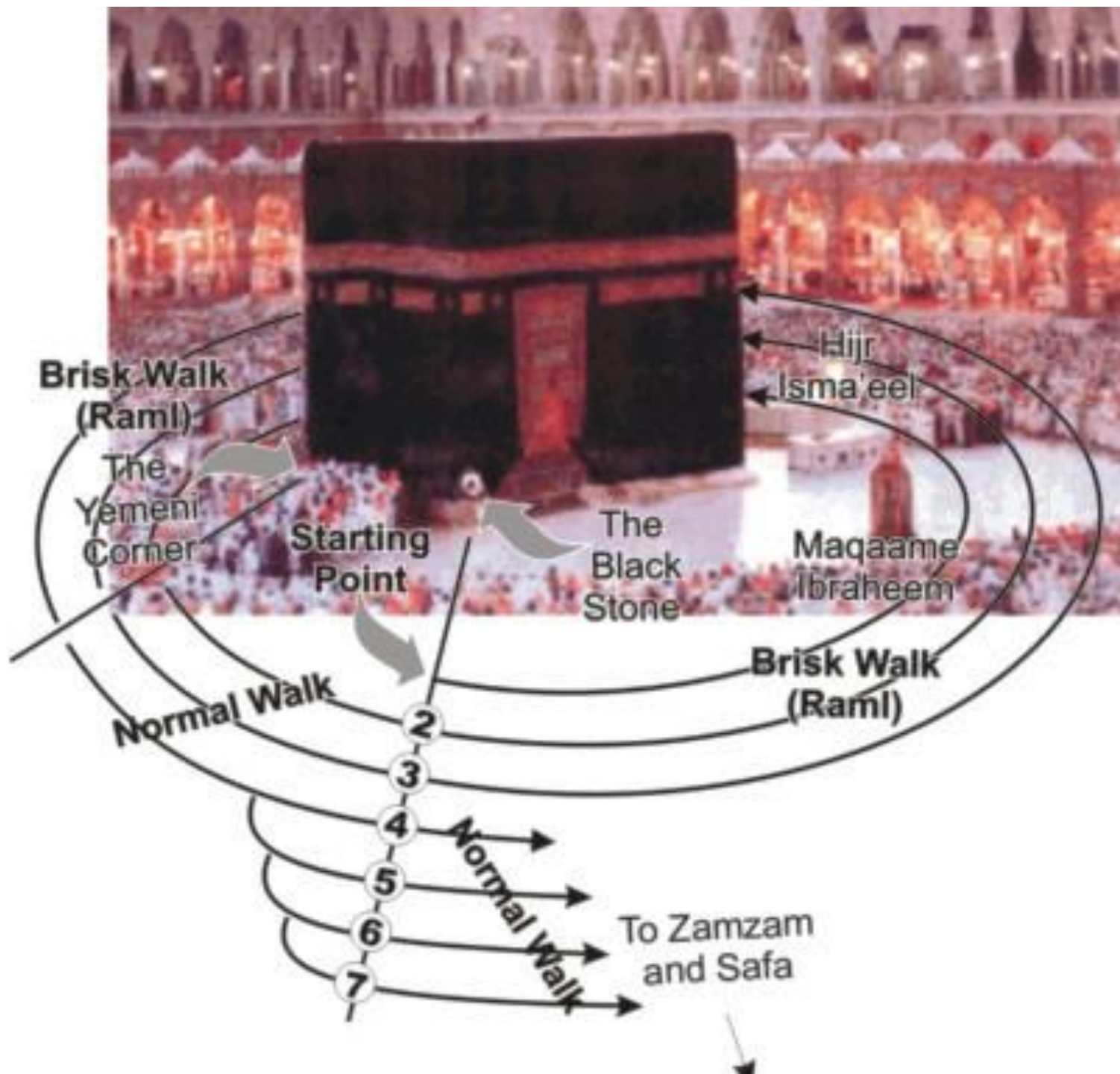


KA' BAH



- Now move a little to the right until your chest is directly facing the Hajar Aswad
- raise both hands up to the ears as when beginning salah and recite the following dua
 - ✦ (Bismillahi AllahuAkbar wa lillahil hamd) In the name of Allah. Allah is great and all praise is due to Allah.)
- After lowering the hands make Istilam of Hajar Aswad reciting
 - ✦ Allahu Akbar Lailaha illal lah was salatu wassalaamu alaRasoolillah


- Turn so that your left shoulder is facing the Hajar Aswad , and commence Tawaf.
- In the first three rounds the male is required to do Ramal...
 - ✦ to walk hastily,
 - ✦ taking short steps,
 - ✦ pushing the chest outwards
 - ✦ and moving the shoulders.
- Women will walk normally.
- No ramal to be done in the remaining four rounds.



- When reaching the line parallel to Hajar Aswad in the second and remaining rounds...
- turn the face and the chest towards the Hajar Aswad and do Istilam reciting
 - ✦ (Bismillahi AllahuAkbar),
 - ✦ then turn and continue with the Tawaf.
- It should be remembered that to turn the face and the chest towards Baitullah during tawaf is permissible only while performing Istilam of Hajar Aswad. But be


- After seventh round do Istilam for the eighth time.
- now cover the shoulders.
- Make dua at Multazam if possible,
- proceed to Maqaam Ibraheem and perform two rakats Wajibut Tawaf behind it if it does not inconvenience anybody, otherwise anywhere in the Haram Shareef, or even at your residence.
- Ensure that it is not makrooh time.
- It is Mustahab to drink Zam Zam water after the Tawaf salah.
- Istilam of Hajar Aswad for the **Ninth time.**

Multazam



MAQAM IBRAHIM

TWO RAKAT



Sa`ee between Safa and Marwa

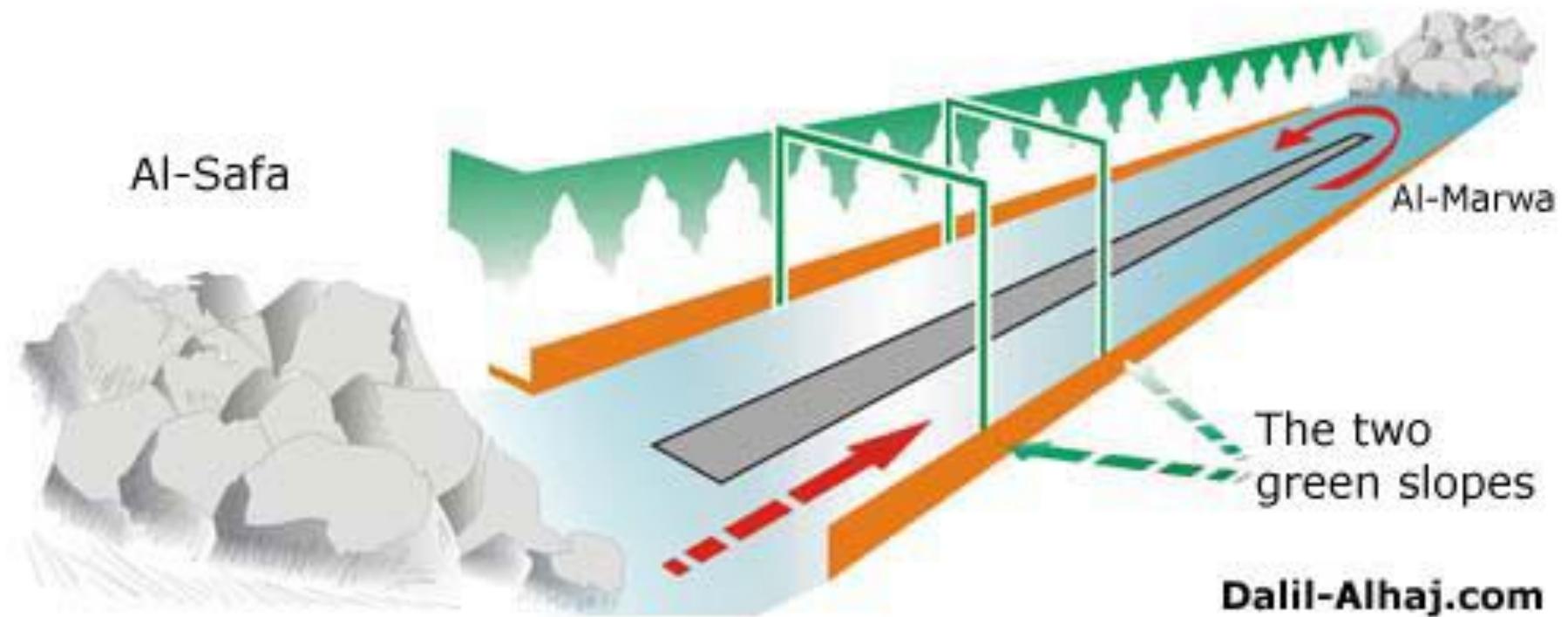


- Proceed to Safa, to commence the Sa'ee.
- Although Wudhu is preferable for sa'ee if done without Wudhu it would be valid.
- Make intention of Sa'ee: (O Allah I intend to make Sa'ee between Safa and Marwah seven laps for the pleasure of Allah, hence make it easy for me and accept it from me.

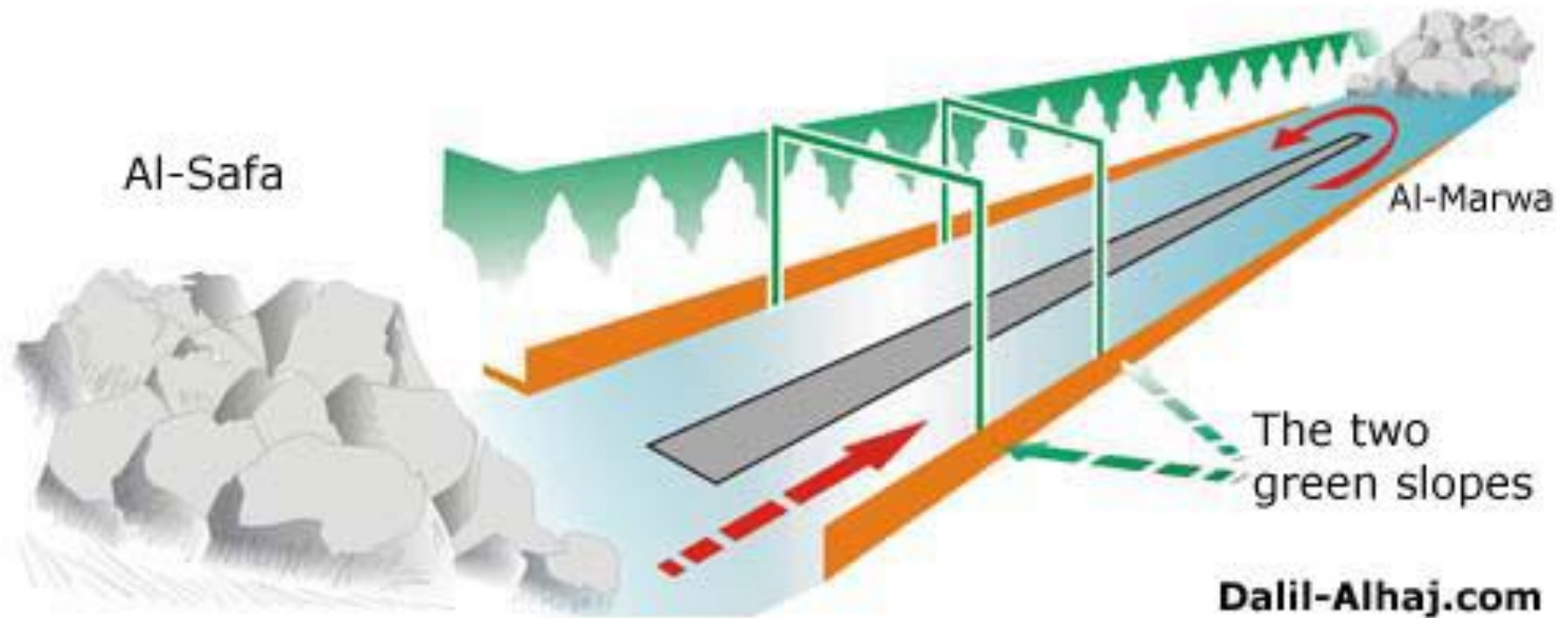
- Do not raise your hands like in takbeer tahrimah
- rather stand facing the Qiblah raising your hands in dua make whatever dua one desires
- then recite Takbeer
- Tahleel
- Salawaat
- and commence the Sa'ee.
- Do the same at Marwah.



Note: Safa to Marwah is one of seven and
Marwah to Safa is two of seven and so forth



- Between the two **green pillars**
- men are required to **run** with a slow pace,
- Women will not run but walk their usual **pace**.





- Safa Marwa is not part of the Masjid Al Haraam.
- Do Halq for men i.e. shave entire head
- or QASR (trim the hair of the Entire head to the extent of the first joint of the forefinger).
- Halq is more virtuous.

- **Women** will only **trim** their hair .
- The easiest way for women is to make **3** plaits of their hair and snip off the first joint of the **forefinger** from the end of each plait.
- This should be done in the **privacy** of her room,
- **not** on the streets or at hairdressers.
- She should bear in mind that a non-mahram is **not permitted** to trim, touch or even look at her hair.

Umrah and Menses



- Stop the Tawaaf and leave the Masjid Immediately.
- As 'Sae'e' is performed after Tawaaf, do not proceed to do Sae'e.
- Yes if seven rounds of Tawaaf were completed, the 'Sae'e' could be performed as Taharah is not a condition for Sae'e, nor is Safa and Marwa part of the Masjid.

After Umrah



- **After** the Umrah,
- the Haji will now **remain** in Makkah until the **7th** of Zil hijjah,
- during his stay he/she will continue to be prompt with **Salah**,
- engage in **ibaadaat**,
- perform as many **tawaaf** as possible but taking utmost care **not to overdo** anything as one has to still perform Hajj.

Hajj



DAYS OF HAJJ

**REMEMBER: HAJJ IS 6 DAYS WITH
SPECIFIC ACTIONS AT SPECIFIC
PLACES**



8th Dhul Hijjah	9th Dhul Hijjah	10th Dhul Hijjah	11th Dhul Hijjah	12th Dhul Hijjah	13th Dhul Hijjah
<p>Remove unwanted hair, clip nails etc.</p> <p>Perform full GHUSL (Bath) or at least make WUDHU (Ablution)</p> <p>Put on IHRAAM garments</p> <p>Pray 2 RAKAATS</p> <p>Make INTENTION for Hajj</p> <p>Recite the TALBIYYAH</p> <p>لَبَّيْكَ أَقْبَلُهُمْ لَبَّيْكَ . لَبَّيْكَ لَا شَرِيكَ لَكَ لَبَّيْكَ</p> <p>إِنَّا الْخَائِدُونَ وَالْخَائِدَةُ لَكَ وَالْخَائِدَةُ لَا شَرِيكَ لَكَ</p> <p>Labbayka Allaahuymma labbayka labbayka laa ilaha illa Allaahu, laa ilaha illa Allaahu, wa-la ilaha illa Allaahu, wa-la ilaha illa Allaahu</p> <p>Then: Laa, O Makkah, here I am, here I am, You have no partner, here I am, surely all praise and blessings, and all sovereignty, are Yours, You have no partner</p> <p>Go To MINA (preferably in Morning)</p> <p>Pray Zuhr, Asr, Maghrib & Isha at MINA</p> <p>Engage in Ibaadah (worship) all day</p>	<p>Pray FAJR at MINA</p> <p>From FAJR of 9th to ASR of 13th Recite TAKBEER of TASHREEQ after every Salaah</p> <p>Go to ARAFAAT anytime after Sunrise</p> <p>Pray ZUHR & ASR at ARAFAAT</p> <p>Perform WUQUF (Stand and pray), make Du'aa and Seek Forgiveness until sunset.</p> <p>After SUNSET go to MUZDALIFAH</p> <p>Pray MAGHRIB & ISHA Together (at Isha time) at MUZDALIFAH with one Adhaan and one Iqaamat</p> <p>Collect 70 PEBBLES for Stoning</p> <p>Spend the Night in Ibaadah</p> <p>Pray Fajr in MUZDALIFAH (at beginning time)</p> <p>Leave for MINA just before SUNRISE</p> <p>Keep reciting TALBIYYAH frequently</p>	<p>Pelt the BIG JAMARAAT (Shaytaan) with 7 Pebbles</p> <p>TALBIYYAH stops after this</p> <p>Do QURBANI (Udhiya)</p> <p>SHAVE / TRIM the hair</p> <p>Now you are out of the state of Ihraam</p> <p>Performing Tawaaf e Ziyaarah - This can be done anytime up to sunset of the 12th OF DHUL HUIJAH</p> <p>Go to Makkah and Perform TAWAAF E ZIYAARAH</p> <p>Pray 2 RAKAATS Salaah behind the Magaam-e-Ibraheem if possible or anywhere in the Haraam</p> <p>Drink ZAM ZAM water</p> <p>Perform SA'EE</p> <p>RETURN back to MINA</p>	<p>If not done so then: Go to MAKKAH & Perform TAWAAF E ZIYAARAH</p> <p>Pray 2 RAKAATS, drink ZAM ZAM water and Perform SA'EE</p> <p>RETURN back to MINA</p> <p>Pelt All 3 JAMARAAT after MID-DAY with 7 pebbles for each Jamarat (preferably Before SUNSET)</p> <p>Stay in MINA for Ibaadah (Worship)</p>	<p>If not done so then: Go to MAKKAH & Perform TAWAAF E ZIYAARAH</p> <p>Pray 2 RAKAATS Nafl of Tawaaf, drink ZAM ZAM and Perform SA'EE</p> <p>RETURN back to MINA</p> <p>After MID-DAY Pelt all 3 JAMARAAT with 7 pebbles for each Jamarat</p> <p>Leave MINA for MAKKAH Before SUNSET if possible</p> <p>If cant leave - Stay at MINA</p>	<p>If still at MINA at Subh-Sadiq (beginning time), Pelt all 3 JAMARAAT with 7 pebbles for each Jamarat</p> <p>Leave for MAKKAH</p> <p>Before you leave Makkah, perform TAWAAF E WIDAA</p> <p>Pray 2 RAKAATS for Tawaaf</p> <p>From ASR of 13th Reciting TAKBEER of TASHREEQ Stops</p>

تَوَافُّكَ يَا مُكَادِّمُ
 اللَّهُ أَكْبَرُ، اللَّهُ أَكْبَرُ، لَا إِلَهَ إِلَّا اللَّهُ وَاللَّهُ أَكْبَرُ، اللَّهُ أَكْبَرُ وَلِلَّهِ الْحَمْدُ
 Allaahu Akbar, Allaahu Akbar, Laa ilaha illa Allaahu Wallaahu Akbar, Allaahu Akbar wa Ullahuhi Hamdu
 (Allah is the greatest, Allah is the greatest, There is no Lord except Allah and Allah is the greatest, Allah is the greatest and to Him belongs all praise)

8th day of Zil Hijjah Morning



- prepare for journey to Mina
 - wear the Ihram in hotel/apartment room
- then preferably go to the Masjid Al-Haram and make intention for Hajj. Followed by Talbiyyah
- If one wants to perform Sa'ee before going to mina then...
- First perform Nafl Tawaf, with Idhtibaa and ramal then do Sa'ee with intention of Hajj.

MINA - 8th of Zil Hajjah



- In Mina perform all the salahs till Fajr (9th)
- Here (in Mina) spend time reciting Qur'aan,
- zikr. Including Talbiyah
- Resting but don't gossip or waste time.
- preparing for the next important day.

MINA

Encampment



Inside a TENT in MINA





9th Zul Hijjah Day in Arafat





Takbeerat e Tashreeq will commence after every Fardh Salah until after Asar on the 13th. First read the Takbeer then the Talbiyah.

- In the morning after Fajar...
- we would be taken to Arafat.
- This is the most important Rukn of Hajj.
- To remain in Arafat from Zawaal to sunset is Wajib.
- After zawal perform Wudhu and start the Wuqoof.



Plain of ARAFAT





- Zuhr Salah & Asr Salah will be combined in Zuhr Time
- Joining of Zuhr and Asar is only behind the Imam of Masjid Namirah in Arafat, if performing in the tents then Zuhr in Zuhr time and Asar in Asar time.
- This is according to the Hanafi Fiqh
- spend as much time in Ibaadah as possible
- Stand and worship when tired sit down but continue your Worship. Do not waste time.
- This is a time of acceptance of Du'a,

Masjid Namirah



Arafaat – Muzdalifah (Eve of 10th)



- Perform ASR Salah,
- after Asar continue your Ibaadah till sunset.
- After sunset you will not read your Maghrib in Arafat but rather in Muzdalifah at Isha time.
- Continue with Talbiyah and dua.
- When group turn comes, you will be transported to Muzdalifah,
- a word of advice fulfil your needs meaning Wudhu/istinja in Arafat after sunset or before Fajr as Muzdalifa does not have the same facilities.


In Muzdalifah



- Once in Muzdalifah perform Maghrib and Isha Farz first with **one** Azaan and **one** Iqamah in Isha time,
- (in Jamaat or alone)
- then perform Sunnats and Witr etc
- thereafter he will gather **80** pebbles (7+21+21+21+10 bonus).
- he will remain in Muzdalifah **till** the morning.



- In the morning **after** Subh Sadiq one will perform Fajr Salah then he will remain in Muzdalifah till just before **sunrise**.
- If someone remains in Muzdalifah even for a little while after subh sadiq the Wuqoof which is Wajib will be performed.
- Just before sunrise (about 5-10 minutes) one will proceed back to Mina.

A close-up photograph showing two hands holding a large quantity of small, dark, irregularly shaped pebbles. The pebbles are piled together, and the hands are visible around the edges of the pile. The background is blurred, showing more of the hands and the pebbles.

80 pebbles
(7+21+21+21
+10bonus)

Back in Mina



- Once in Mina now our duty for today is to pelt the **big** Jamarah **only** with **seven** pebbles,
- **Stop** TALBIYYAH with **first** pebble
- Recite du'a with each pebble pelted
- Everyone who is **fit** must pelt
- **The time** for this is **from sunrise to Subh Sadiq** of the **11th**. Although it is better to pelt before Zawaal.

Mina- 10th Zil Hijjah

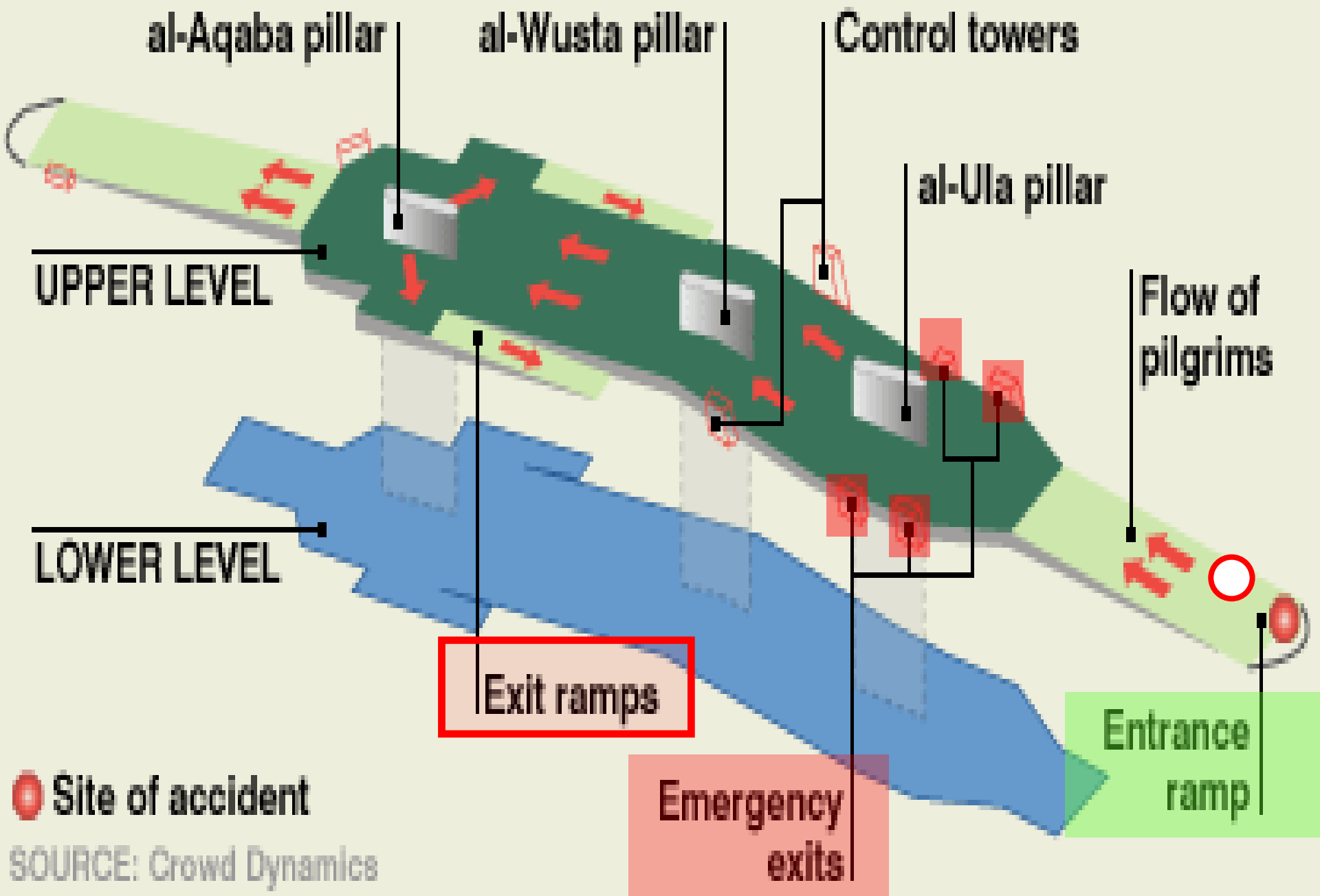


- Pelt the Jamarat ul Aqabah with seven pebbles, thrown one after the other, reciting: *Bismillahi AllahuAkbar Rajman lish- shaitaan wa ridhan lir Rahman*
- After pelting this Jamarah depart from the area without dua.
- Except for those who are excused everyone must pelt. Fear of large crowds is not an excuse.

LOWER LEVEL



JAMARAT BRIDGE LAYOUT





On the 10th



- After this the **Damm Shukur** (Qurbani for Tamattu) will be done,
- then **Halq** or **Qasr**.
- Then will **partially** come out of Ihram
- meaning everything except the spouse is now **Halal** for the Hajji (One may wear normal clothes, wear perfume etc...)

To Makkah for Tawaaf



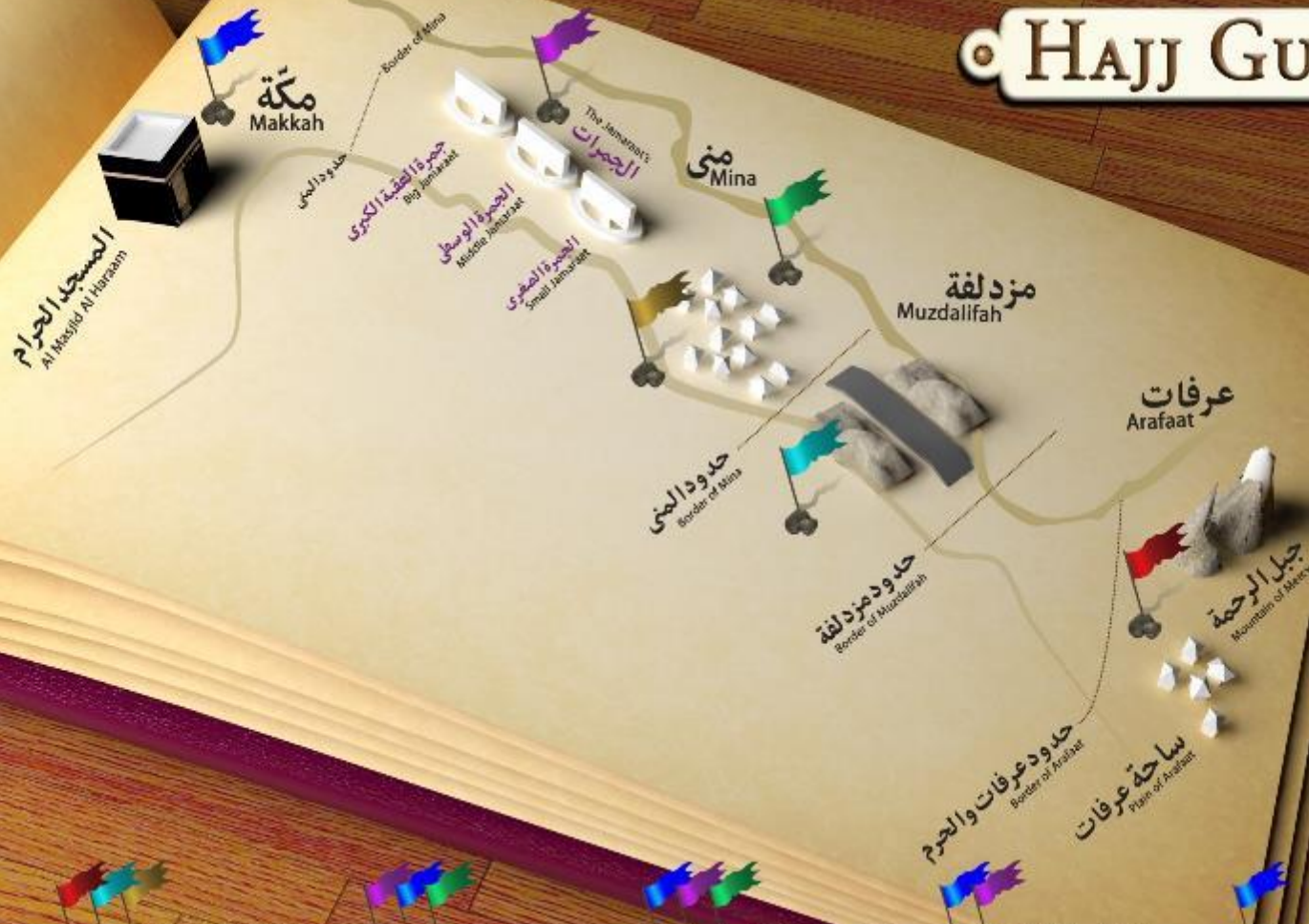
- Now one will return to Makkah to perform **Tawaaf Ziyarah** which is **Fard**
- this needs to be done by **sunset** of the **12th**.
- If **Sa'ee** was not done **before**, then there will be Ramal in the tawaaf.
- If **Halq** was done and a person has come into ordinary clothes then no Idhtiba otherwise yes.
- If Sa'ee was done **before** then **only** Tawaaf needs to be performed. (No Ramal)

- After this one will completely come out of the Ihram.
- Then he will return to Mina.
- He will pelt all three Jamaraat on the 11th after Zawal, first small then medium then big. Dua after first and second only. (time till Subh Sadiq.)
- Then on the 12th as well, he will pelt all three after Zawal then proceed to Makkah before Sunset
- otherwise he will remain in Mina on the 13th, pelt the jamaraat and then proceed to Makkah.

Times for Rami on 11th, 12th and 13th



- The time for Rami on the 11th and 12th is after Zawaal till Subh Sadiq, but it is better to pelt before sunset
- The time for Rami on the 13th is from Subh Sadiq till Sunset, but it is Makrooh before Zawaal. It is Masnoon after Zawaal. At sunset the time for Rami will End.



8th Dhul Hijjah	9th Dhul Hijjah	10th Dhul Hijjah	11th Dhul Hijjah	12th Dhul Hijjah	13th Dhul Hijjah
<ul style="list-style-type: none"> Remove unwanted hair, clip nails etc. Perform full GHUSL (Bath) or at least make WUDHU (Ablution) Put on IHRAAM garments Pray 2 RAKAATS Make INTENTION for Hajj Recite the TALBIYYAH لَبَّيْكَ اللَّهُمَّ لَبَّيْكَ ، لَبَّيْكَ لَا شَرِيكَ لَكَ تَعَبَدُ Labbayka Allahu summa labbayka labbayka laa sharayka laa labbayka Innaa humda wa-ni mata ala wal mulk laa sharayka laa *Meaning: O Allah, how great You are! We have no partner, You are the Greatest, Allah is the Greatest, and all sovereignty, etc. belongs to You alone! Go To MINA (preferably in Morning) Pray Zuhr, Asr, Maghrib & Isha at MINA Engage in Ibaadah (worship) all day 	<ul style="list-style-type: none"> Pray FAJR at MINA From FAJR of 9th to ASR of 13th Recite TAKBEER of TASHREEQ after every Salaah Go to ARAFAAT anytime after Sunrise Pray ZUHR & ASR at ARAFAAT Perform WUQUF (Stand and pray), make Du'aa and Seek Forgiveness until sunset. After SUNSET go to MUZDALIFAH Pray MAGHRIB & ISHA Together (at Isha time) at MUZDALIFAH with one Adhaan and one Iqaamat Collect 70 PEBBLES for Stoning Spend the Night in Ibaadah Pray Fajr in MUZDALIFAH (at beginning time) Leave for MINA just before SUNRISE Keep reciting TALBIYYAH frequently 	<ul style="list-style-type: none"> Pelt the BIG JAMARAAT (Shaytaan) with 7 Pebbles TALBIYYAH stops after this Do OUBANI (Udhiya) SHAVE / TRIM the hair Now you are out of the state of Ihraam Performing Tawaaf e Ziyaarah - This can be done anytime up to sunset of the 12th OF DHUL HIJAH Go to Makkah and Perform TAWAAF E ZIYAARAH Pray 2 RAKAATS Salaah behind the Maqam-e Ibraheem if possible or anywhere in the Haraam Drink ZAM ZAM water Perform SA'EE RETURN back to MINA 	<ul style="list-style-type: none"> If not done so then: Go to MAKKAH & Perform TAWAAF E ZIYAARAH Pray 2 RAKAATS, drink ZAM ZAM water and Perform SA'EE RETURN back to MINA Pelt All 3 JAMARAAT after MID-DAY with 7 pebbles for each Jamaraat (preferably Before SUNSET) Stay in MINA for Ibaadah (Worship) If cant leave - Stay at MINA 	<ul style="list-style-type: none"> If not done so then: Go to MAKKAH & Perform TAWAAF E ZIYAARAH Pray 2 RAKAATS Nafl of Tawaaf, drink ZAM ZAM and Perform SA'EE RETURN back to MINA After MID-DAY Pelt all 3 JAMARAAT with 7 pebbles for each Jamaraat Leave MINA for MAKKAH Before SUNSET if possible 	<ul style="list-style-type: none"> If still at MINA at Subh-Sadiq (Fajr beginning time), Pelt all 3 JAMARAAT with 7 pebbles for each Jamaraat Leave for MAKKAH Before you leave Makkah, perform TAWAAF E WIDAA Pray 2 RAKAATS for Tawaaf From ASR of 13th Reciting TAKBEER of TASHREEQ Stops

اللَّهُ أَكْبَرُ ، اللَّهُ أَكْبَرُ ، لَا إِلَهَ إِلَّا اللَّهُ وَاللَّهُ أَكْبَرُ ، اللَّهُ أَكْبَرُ وَاللَّهُ التَّحَمُّدُ
Allahu Akbar, Allahu Akbar, Laa ilaaha illaallahu Walallahu Akbar, Allahu Akbar wa Lillaahil Hamd
(Meaning: the Greatest, Allah is the Greatest, There is no God except Allah and Allah is the greatest, Allah is the Greatest and so forth, belongs to Allah)

Ziyaarah



Entry into Madinah



1. The obligations of Hajj are fulfilled but the journey is unfinished without a visit to our Prophet g. Hajis should thus visit Madinah.
2. Think of the virtues of this city and your niyat for visiting: to meet the master, our beloved Rasul g, recite salawat upon him, visit his Masjid and see the places of Ziyarah in this holy city. Let the intention be pure and clear only for His pleasure and for no other motive.

3. Read a book on seerah and this city before you come. So the love of this city and its great personality maybe kindled in the heart.

4. As you approach the city of Madinah Munawwarah, let your eagerness intensify. Leave all talk and say salawaat abundantly.

5. On entering Madinah, engage in dua and immerse yourself in the awe of this great city.

6. Settle down at your place of residence. Take a bath, wear your best clothes, apply itr (for men), do miswak and prepare for the meeting with the greatest of all creation our Nabi.

7. Give out some charity as you proceed. Set out with humility and dignity. As the masjid appears and the green dome is sighted, understand your good fortune and ponder on the exalted status of Rasulullah g.



Entering the Prophet's Masjid

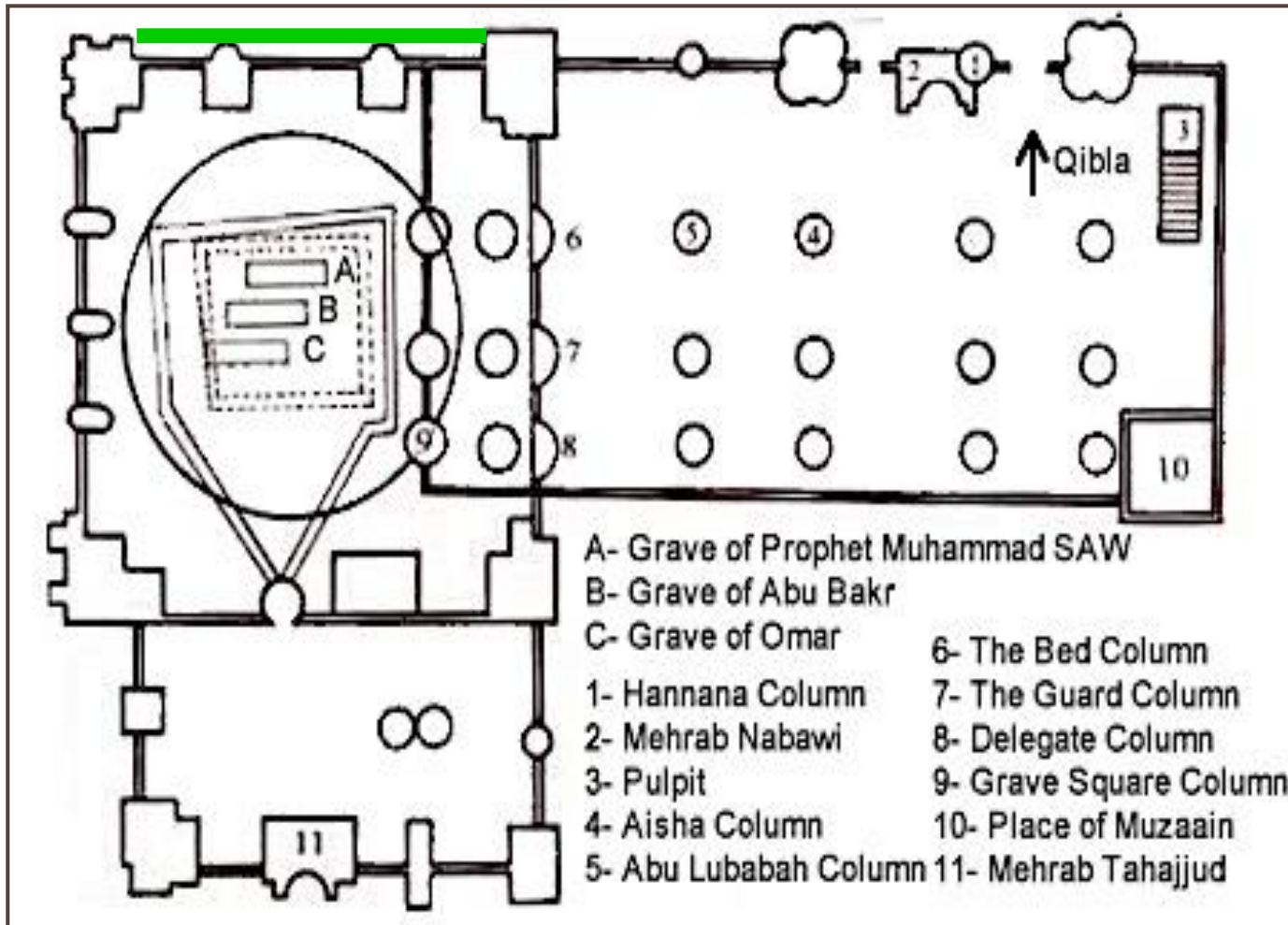


- 1.** Enter the masjid according to the sunnah method.
- 2.** Read two rakaats tahiyyatul-masjid in Riyadhul-Jannah (green carpeted area) or any other place, make dua and thank Allah for this great blessing.
- 3.** The heart must be filled with awe, casting glances low and focusing on the magnitude of the occasion as you proceed towards the holy

tomb of Rasulullah g.

Do not look around and be distracted by the decorations or crowds. Least of all, never get angry with anyone or worry about what others are doing at this time.

4.The front side (green line below) should be faced. In this way you are standing face to face with Rasulullah g. It is considered disrespectful to touch the walls, peer into the Rawdha-Shareef, taking videos/photos etc.



** Females: Follow the same procedure except that they may not be able to enter through Baab-Jibreel and they will not be able to offer Salam from the front but from other directions.

** Females: Specific times are allocated for women.

METHOD OF SALAM



Recite salam upon Rasulullah g in a moderate voice. Do not shout nor speak loudly. The greater the respect and reverence the greater will be the possibility of acceptance of his intercession. By saying "**Assalaatu wassalaamu alayka yaa rasoolullah**" paying homage has been accomplished. There are other forms of salam and duas. Also, one must thank Allah for this blessing



- Asking for intercession is very important and one should beg Allah for Nabi's g intercession. Although, dua should be made by facing the Qiblah, it will disrespectful to have one's back to the Nabi of Allah. It is better to face him and make dua avoiding raising of the hands. Finally, after salaam move a little forward

and greet Hadhrat Abu Bakr and a little further greet Hadhrat Umar k .

Other significant places (as shown in the diagram above) should be visited. Offer at least two rakaats salat at each of these places followed by dua.

Visiting Al-Baq`i Al-Gharqad



Why is Baq`i special?



- It's in Madinah Munawwarrah!
- To understand Baq`i, one must understand the city.
- the Messenger of Allah ﷺ said: *“Whosoever is able to die in Madinah, then let him die there, for indeed, I will intercede for the one who dies there.”* (Ahmad, Tirmidhi)

Virtues of Baq`i



The Prophet ﷺ said, *“On the day of Qiyamah my grave shall be opened first and I shall step forth. Then shall Abu Bakr ؓ step forth and then Umar ؓ. Then shall I proceed to Baqi and take all its inmates with me. Then shall we await the inmates of the graveyard of Makkah, who shall meet me halfway between Makkah and Madinah.”*

Tirmidhi

Prophet g said: “One who intentionally visits me [in his life] will be beside me on the Day of Judgment, and one who settles in Madinah and bears with its trials, I will be a witness, or intercede, for him on the Day of Judgment, and one who dies in one of the two Holy Sanctuaries (Makkah or Madina), Allah will resurrect him amongst those granted safety on the Day of Judgment.”

al-Bayhaqi, Shu’ab al-Iman

“The Prophet ﷺ was sitting by a grave as it was being dug in Madinah [in al-Baqi’], when a man looked inside the grave and remarked, ‘What a wretched final resting place for a believer!’ So the Messenger of Allah ﷺ replied, ‘What a wretched thing you’ve said [because a believer’s grave is a garden from the gardens of Paradise]!’ So the man said, ‘I didn’t mean that [about the grave itself]... I only meant a death in the path of Allah [far away from home, is better].’

So the Messenger of Allah ﷺ said: ‘There is nothing like dying in the path of Allah, but there is not, on the face of this earth, a piece of land more beloved to me that my grave should be in, than this [Madinah].’ [He repeated that] three times.” [Malik, al-Muwatta]

The second Caliph of Islam, `Umar ibn al-Khattab, is reported by al-Bukhari to have made a supplication (du`a) that encompassed both of those virtues when he said: “Oh Allah, make me a martyr in your path, and grant me a death in the city of your Prophet.”

Sahih al-Bukhari

‘Aisha J reported that whenever it was her turn for Allah’s Messenger g to spend the night with her, he would go out towards the end of the night to al-Baqi’ and say: “Peace be upon you, abode of a people who are believers! What you were promised will come to pass tomorrow at a fixed time; and Allah willing we shall join you. Oh Allah, grant forgiveness to the inhabitants of Baqi’ al-Gharqad!”

Sahih Muslim

Who is in buried there?



- 10,000 Sahaba are also buried there including some very special people before Allah Ta'ala including Othman Bin Affan, the wives, daughters, son, grandson j of the Prophet g
- Other senior sahaba such Abdullah Ibn Masud h
- Great scholars including Imam Maalik and Imam Nafi s

What does Baq`i mean?



- Baqi means the land in which the roots of different trees are embedded, Gharqad is the name of a thorny tree (Boxthorn) which were abundant in Baqi. Hence the cemetery also came to be known as Baqi al-Gharqad.
- In the sub-continent, it is affectionately known as Jannatul Baq`i.
- Prior to it, Muslims buried their dead at various locations in Madinah

How did it start?



The first person to be buried in al-Baqi was As'ad Bin Zurarah h, an Ansari companion who died soon after the Prophet's g migration to Madinah. The Prophet g chose the spot to be a cemetery. The first of the Muhajirun to be buried there was Uthman bin Mazoun RA who died shortly after the Prophet g returned from the battle of Badr.

Dua of Nabi g for the People of Baq`i

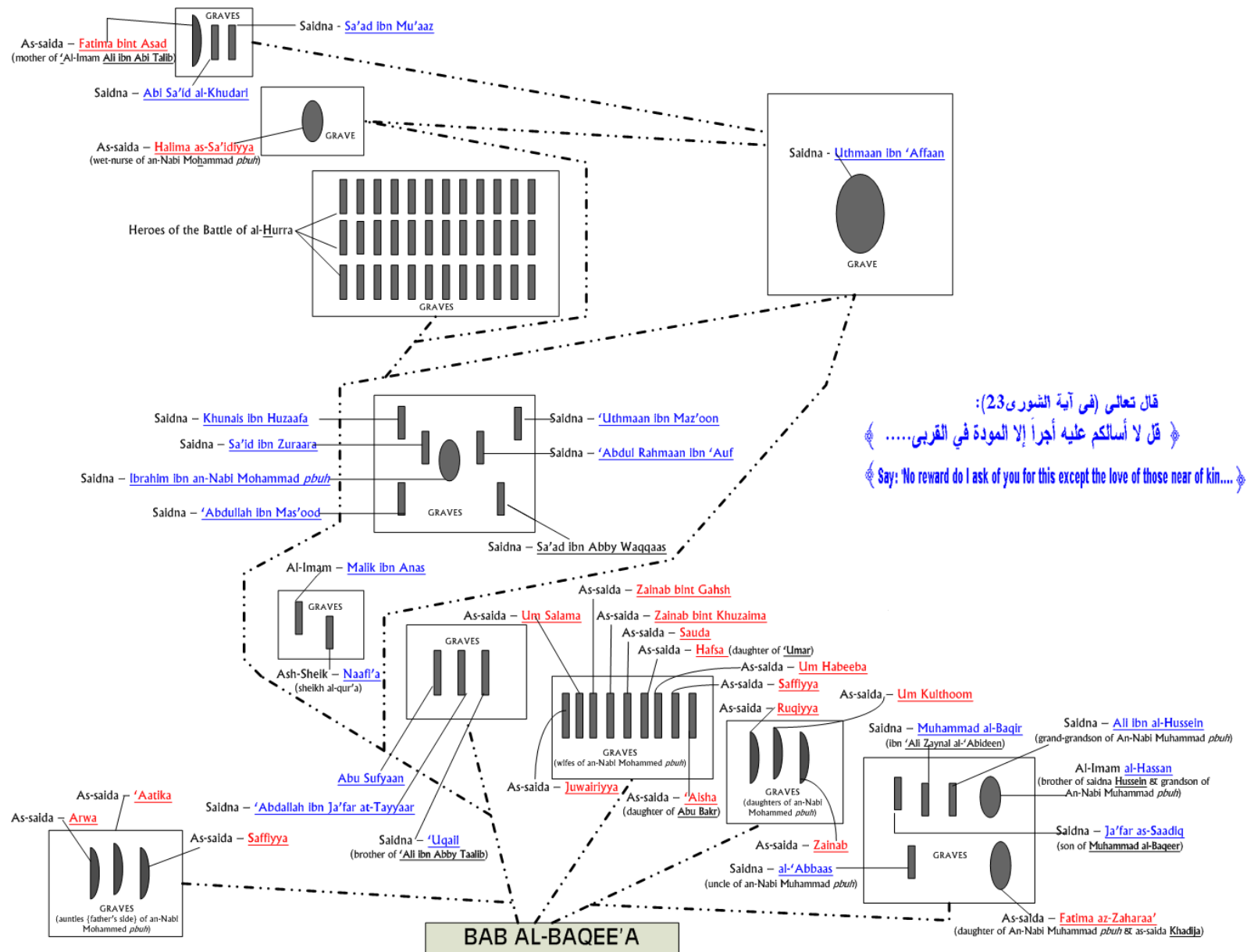


اَلسَّلَامُ عَلَیْكُمْ دَارَ قَوْمٍ مُؤْمِنِیْنَ

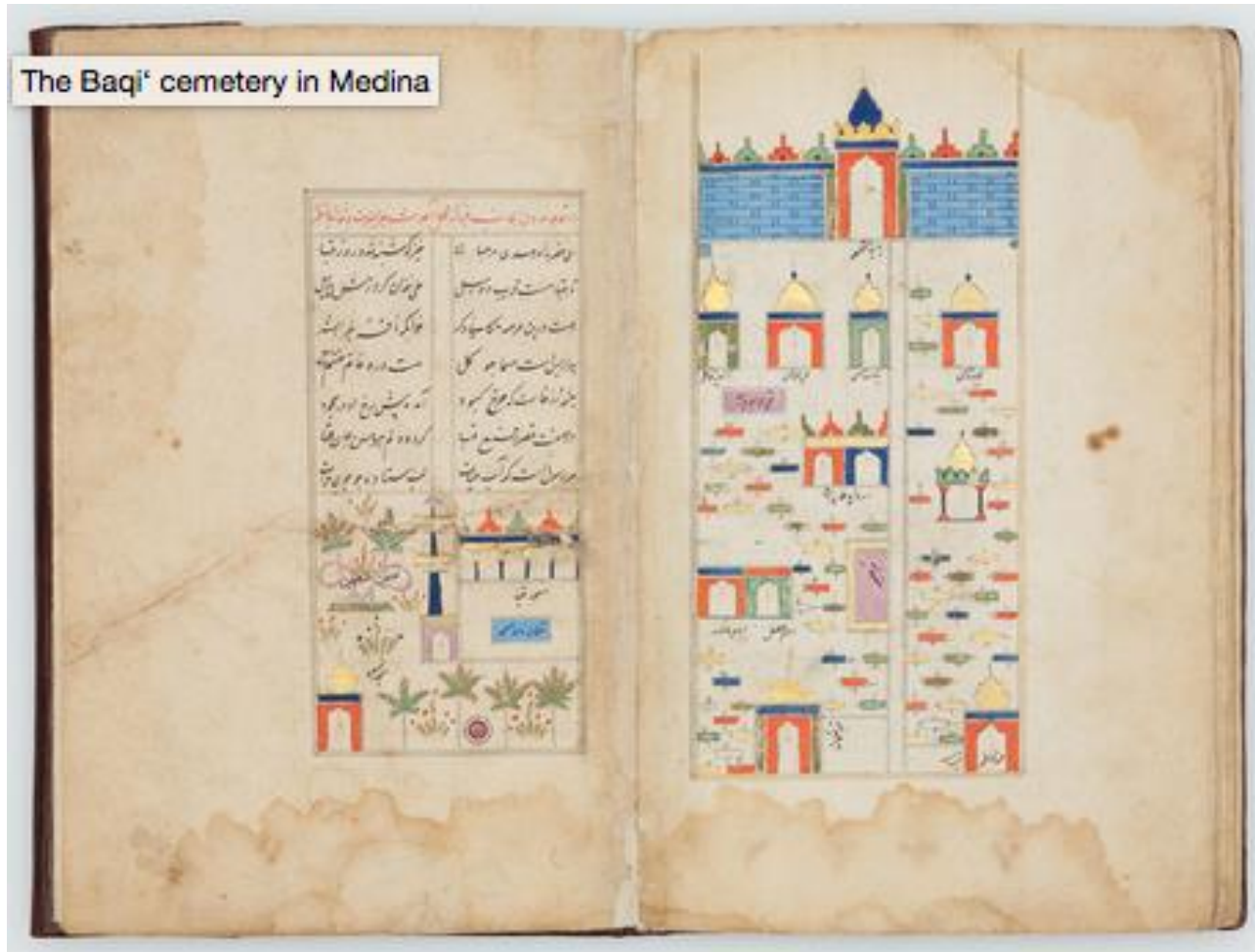
فَاِنَّا اِنْشَاءَ اللّٰهُ بِكُمْ لَاحِقُوْنَ

اَللّٰهُمَّ اغْفِرْ لِاَهْلِ الْبَقِیْعِ الْغَرْقَدِ

اَللّٰهُمَّ اغْفِرْ لَنَا وَلَهُمْ



Old Baq`i Map



Ettiquettes of Visiting



- Try to visit everyday, Imam Nawawi V said, to do so is mustahab. Especially on Juma.
- Imam Ibn Hajar Asqalani V has mentioned in Sharhul Manaasik that one should proceed first to the grave of Uthmaan h and give a casual salaam on the way if one passes the grave of the pious. After giving salaam to Uthmaan h, then on the way back he may give a proper salaam to those who he passed earlier.
- Imam Ghazali V said it is mustahab to greet Rasulullah g daily in Madinah and then those buried at Baqi.
- Take `Ibrah and blessings not selfies.
- Aadab and duas of graveyard should be studied before going.

Advices to keep in mind



If we keep the following 3 dos and 3 don'ts in mind, the full reward will be attained. You will have a fruitful, positive, life changing journey, InshaAllah.

Three dos

The Prophet ghas said there is no reward for a mabroor hajj (accepted by Allah) except Jannah. When asked about what it means for a hajj to be

mabroor (good and proper and therefore accepted), he said: “1. *Feed others*, 2. *Speak nicely (and softly)*. (In another narration) 3. *to spread salaam.*”

Three Don'ts

“Whoever has decided to perform the pilgrimage therein then let there be 1. rafath (obscenity) nor 2. fusuq (transgression), 3. nor disputation during the pilgrimage.”

[*Sûrah al-Baqarah*: 197]

Life after hajj



Al-Hasan Al-Basri said, “Hajj Mabroor entails that one returns therefrom relinquishing the life of this world and desiring the hereafter.”

May you all have a Hajj Mabroor!

Recommended Resources



- **Jamiat.org.au** Website – Downloads Section
 - Muhammed Apostle of Mercy Mualana Abu Hasan Ali Nadwi V
 - Maulana Yunus V
 - Du`aa book
 - Hajj made Easy lecture
 - Umrah Made Easy lecture
 - Hajj Mabroor Mufti Zubair Bayat
- Audio Shaykh Hussain Abdus Sattar (Chicago, USA) – **Sacredlearning.org/hajj-and-umrah/**

References

‘Hajj Mabroor’ by Mufti Zubair Bayat

Hajj Program Powerpoint presentation by
Moulana Muhammad Shoyaib Nurgat,
Masjid e Umar, London.

Targheeb Wa Targheeb Imam Mundhiri V